



Reactor[®] Spray Foam and Polyurea Equipment

For Fast-Set Plural-Component Applications

PROVEN QUALITY. LEADING TECHNOLOGY.



SPRAY-QUIP, INC.
1754 DES JARDINES ST.
HOUSTON, TX 77023
PH.: 713-923-2771
WWW.SPRAYQUIP.COM

▶ Graco Has You Covered

No matter what the application, Graco has the solution

Whether you're spraying foam or applying polyurea coatings, Graco Reactor Plural-Component Systems help you get the job done with superior results.

Available in air, electric or hydraulic technology – we have the right equipment to meet your needs.



Which System is right for you?

Technology types: A = air, E = electric H = hydraulic



Portable and Touch-up Systems

| SPRAY FOAM APPLICATIONS | COATINGS APPLICATIONS |
|-------------------------|-----------------------|
| E-10 | E-10hp |



Entry-level Systems

| SPRAY FOAM APPLICATIONS | COATINGS APPLICATIONS |
|-------------------------|--------------------------|
| A-25 E-20 | A-XP1 E-10hp E-XP1 |



Mid-production Systems

| SPRAY FOAM APPLICATIONS | COATINGS APPLICATIONS |
|-------------------------|-----------------------|
| E-30 H-30 | E-XP2 H-XP2 |



High-production Systems

| SPRAY FOAM APPLICATIONS | COATINGS APPLICATIONS |
|-------------------------|-----------------------|
| H-40 H-50 | H-XP3 |



Integrated PowerStation*

| SPRAY FOAM APPLICATIONS | COATINGS APPLICATIONS |
|-------------------------|-----------------------|
| E-30 H-30 | E-XP2 H-XP2 |

*Turnkey systems available

► Understand Spray Performance

Performance charts with mix chamber choices

Use these charts to help identify the system that will work most efficiently with each mix chamber.

Flow rates are based on a material viscosity of 60 cps. See examples to the right†.



How to use these charts

- Select spray pressure
- Select mix chamber or flow rate
- Choose equipment model

Note: Darker shading includes equipment models shown in lighter shaded areas

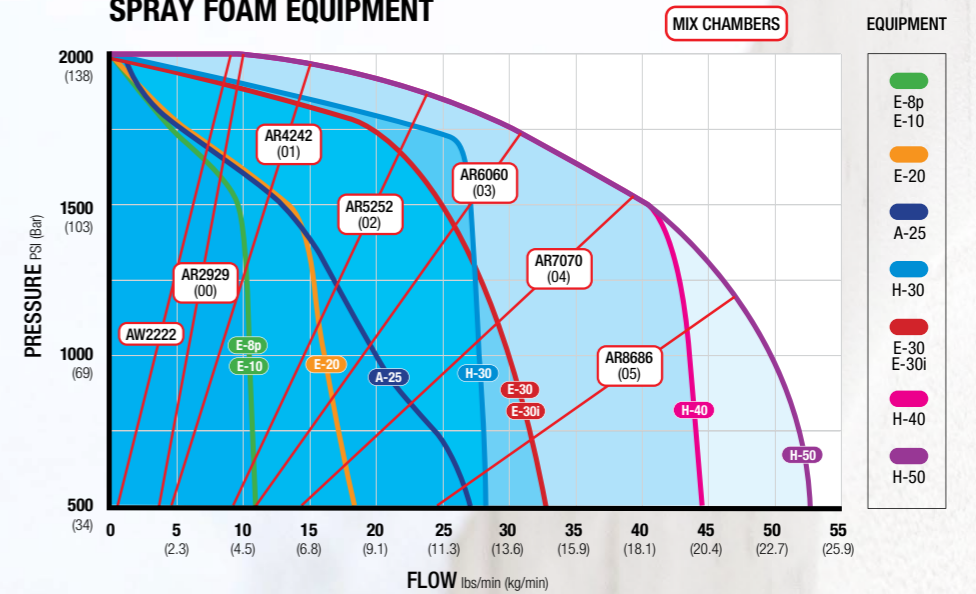
Spray Foam Example

Mix chamber: AR6060 (03)
 Pressure: 1250 psi
 Flow rate: 22 lb/min*
Reactors H-30, E-30, H-40, H-50

Coatings Example

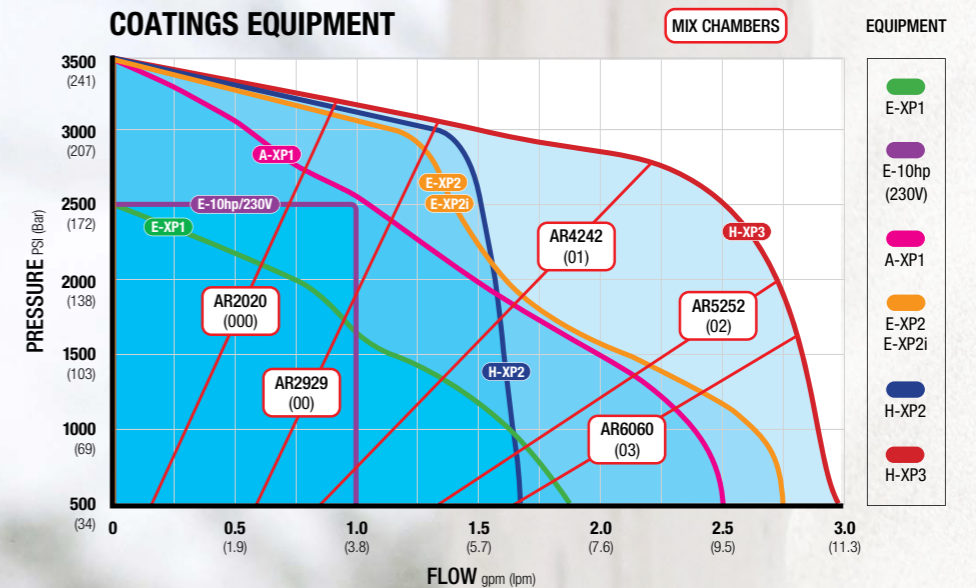
Mix chamber: AR2929 (00)
 Pressure: 1500 psi
 Flow rate: 0.9 gpm*
Reactors E-XP1, E-XP2, H-XP2, H-XP3, E-10hp (230V)
**Output of flat tip will be slightly less than round equivalent*

SPRAY FOAM EQUIPMENT



† Electric unit performance curves are based on typical spraying conditions. Periods of continuous spraying or very high ambient temperatures reduce the performance envelop. Hydraulic system performance curves allow for continuous spray conditions.

COATINGS EQUIPMENT



† Electric unit performance curves are based on typical spraying conditions. Periods of continuous spraying or very high ambient temperatures reduce the performance envelop. Hydraulic system performance curves allow for continuous spray conditions.

▶ New Reactor Technology

Like you, we want customers to be completely satisfied with their spray foam and coatings application investment. Graco's goal is to provide equipment advancements that help you and your crews apply materials more accurately and more efficiently – as the material suppliers intended, to help grow your business.

Reactor Connect

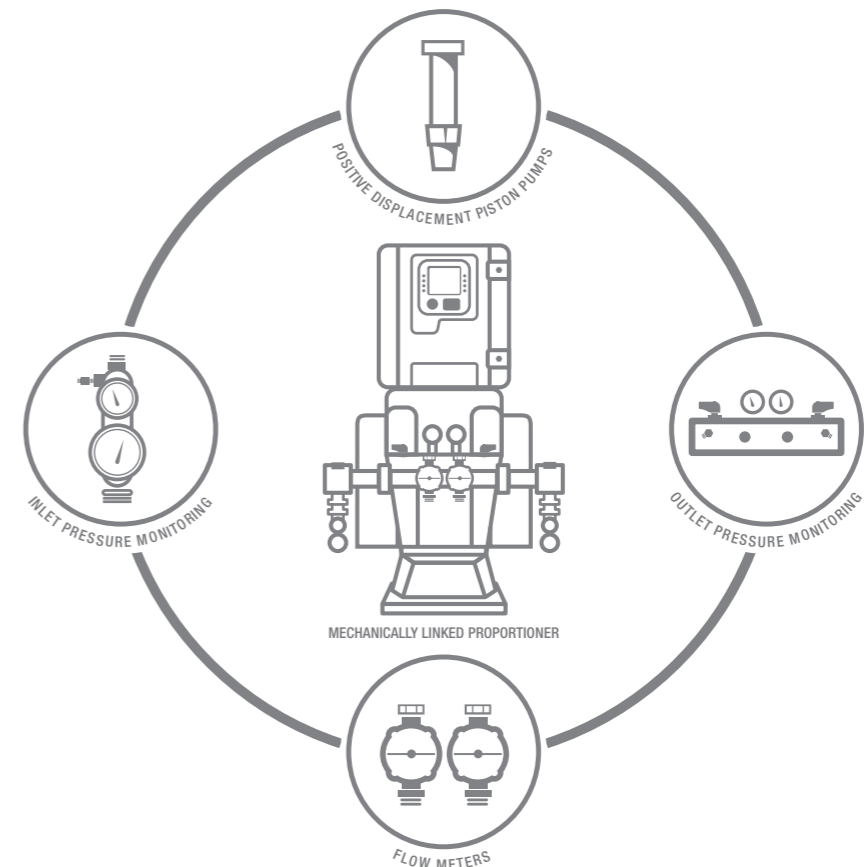
Reactor Connect lets you view your fleet and make real time adjustments to your proportioner all from your smartphone.

Sprayers:

- Control your Reactor 2 with your phone
- Save time when you're spraying. Adjust the Reactor without having to go back to your rig.

Owners/Managers:

- Monitor your rigs/crews with the multi-system dashboard
- Troubleshoot an issue quickly by being able to see real-time machine conditions
- Provide documentation to a customer that material was sprayed on-ratio to the manufacturers specs
- Use reports to better understand your business, your equipment and your employees
- Use the Account Management System to setup a Company, invite users to join your Company, and assign Reactors to your Company for easy visibility and access to automatic reporting
- Have your spray data saved to the cloud



Ratio Assurance

Since no single method can easily and accurately detect all potential issues that may cause off-ratio foam to be sprayed, Graco has designed a multi-tiered system with built in redundancies that will provide the best results in monitoring and maintaining on-ratio spraying.

A robust Ratio Control System is more than just flow meters:

- Mechanically linked pumps
- Positive displacement piston pumps
- Inlet pressure monitoring
- Outlet pressure monitoring
- Flow meters

Ratio Assurance is now included with all new Reactor 2 elite models. Retrofit kits are available for any Reactor 2 model in the field. For more information visit www.graco.com/ratioassurance


► Portable and Touch-up Systems

What portable and touch-up systems can do for you:

- **Save time** – get small jobs done fast without sacrificing performance
- **Self-contained system** – no transfer pumps required
- **Easy to use** – single knob motor operations
- **Consistency** – uses standard spray guns you're familiar with

Reactor E-10hp and E-10

Expand your business with polyurea applications. The Reactor E-10hp and E-10 sprayer are a smart, affordable investment that will help grow your business. Even though they're an entry level system, they pack plenty of power and use standard residential electrical outlets – no generator is needed.



Reactor E-10

Intuitive Controls

- Easy start and stop
- Digital temperature display

Heater and Hose

- Gives up to 2000 watts to pre-heat circulating material

Electric Motor

- Improved performance
- Reduces operating costs

Digital Heat Controls

- Allows you to enter the exact temperatures you need
- Uses the same control boards as a standard Reactor

Low Level Sensors

- Indicates when material is low (1 gal/3.8 L remaining)
- No contact with materials – prevents buildup

Boost Heat

- Directs unused power from the motor circuit to additional heater rods
- Additional heater power brings material to desired temperatures faster during recirculation mode

Robust Hybrid Heater

- More power, faster material handling means more uptime

Quick Knockdown Pump Lowers

- Easy disassembly and maintenance

Motor

- Offers 50% more power than the Reactor E-10
- Provides improved spray performance with reduced pressure drop

Insulated Tanks

- Double-wall insulated to retain heat
- Smooth interior lining for easy cleaning
- Improved seal design on lid for better moisture control



Reactor E-10hp

Temperature Gauges in Y-Strainers

- Provides accurate tank temperature readings

▶ Entry-level Systems

What an entry-level system can do for you:

- **Easy to maneuver** – wheeled carts let you get closer to the job
- **Easy to use** – best for low to medium-output applications
- **Affordability** – excellent value for residential and commercial use

Reactor E-20, E-XP1, A-25 and A-XP1

Equipped with material data and system diagnostics, the Reactor E-20 and E-XP1 systems provide total control for spraying foam insulation and coatings. The Reactor A-25 and A-XP1 air systems have the ability to maintain consistent temperature control, even when you're spraying at maximum flow rates – resulting in better quality foam or coatings.

DataTrak™ Control

- Resettable counter tracks material usage

Three Heat Zones

- Three independent heat zones – ISO, resin and hose heat
- Provide accurate heat control to handle different chemical viscosities
- Digital temperature controls

Recirculation Manifold

- A quick, easy way to balance system pressures

Hybrid Heater

- Provides better temperature control

Quick Knockdown Pumps

- Allows for easy service
- Fast disassembly



Reactor A-25

ISO Pump Lube System

- Prevents isocyanate crystallization on the pump seal and shaft

Simple Control

- Digital heat and pressure controls

Reliability

- Powerful hybrid heaters
- Accurate heating with precise temperature sensing

Heater Control Boards

- Longer-lasting modular heater
- Minimize downtime

Hose Heat Transformer

- Does not require tap settings



Reactor E-20

Pumps

- Quick knockdown for easy maintenance

► Mid-production Systems

What an electric system can do for you:

- **Increase productivity** – plenty of power for most residential and commercial applications
- **Consistent spray pattern** – minimizes pressure fluctuations on pump changeover
- **Space savings** – smaller footprint when compared to other spray systems

Reactor 2 Electric Series

With proven reliability the Reactor 2 E-series is the industry's preferred system. Reactor 2 models are available as an E-30 and E-XP2.

Additional mid-production models include the H-30 and H-XP2.

These models and their details are found on page 8.

Resistance Control Mode

- Provides full hose temperature control without RTD cables or Fluid Temperature Sensor
- Increased material yield and productivity
- Less downtime and repair costs

Advanced Controls

- Easy to operate Advanced Display Module interface
- Reactor Connect hardware included with all models

Brushless Electric Motor

- Improved control and performance
- No maintenance needed
- Longer life

*Elite Models

- Inlet pressure and temperature sensors
- Xtreme-Wrap™ Scuff Guard on heated hoses when ordered as a package
- Ratio Assurance System

Oval Gear Flow Meters

- Simple and robust design
- Ideally suited for high flow rate measurements
- Accuracy of +/- 1%
- Included on elite models
- Kits available to add to all Reactor 2 models



► High-production Systems

What a hydraulic system can do for you:

- **Dependability** – robust, durable, longest life spray system
- **Reduced downtime** – allows for longer time in-between required maintenance
- **Increased daily productivity** – capable of extremely high duty cycles

Reactor 2 Hydraulic Series

Graco's line of hydraulic Reactors brings increased yield and performance to high-output spraying. Ideal for in-plant OEMs or applicators that spray high volume. Reactor 2 models are available in an H-30, H-40, H-50, H-XP2 and H-XP3.

Resistance Control Mode

- Provides full hose temperature control without RTD cables or Fluid Temperature Sensor
- Increased material yield and productivity
- Less downtime and repair costs

*Elite Models

- Inlet pressure and temperature sensors
- Xtreme-Wrap™ Scuff Guard on heated hoses when ordered as a package
- Ratio Assurance System

Advanced Controls

- Easy to operate Advanced Display Module interface
- Reactor Connect hardware included with all models

Ergonomic Set-up

- Electronics are above the pumps – comfortable height for easier service

Voltage Jumpers

- Available on H-30 and H-XP2 (inside electronics cabinet) allows for one model to be wired to different voltages

Horizontal Pump Line


- Slower cycle rate

Easy Troubleshooting Diagnosis

- Troubleshooting Y-strainers for analog temperature and pressure gauges
- Inlet pressure and temperature is displayed and recorded on ADM

Oval Gear Flow Meters

- Simple and robust design
- Ideally suited for high flow rate measurements
- Accuracy of +/- 1%
- Included on elite models
- Kits available to add to all Reactor 2 models



► Integrated PowerStation

What the PowerStation system can do for you:

- **Save time** – easy to install into a rig since it's prewired with components already selected and installed
- **Save diesel fuel costs** – an average of \$4,000 annually
- **Improved heating capacity** – efficient heating system can quickly get your chemicals up to temperature to reduce recirculation times

PowerStation Turnkey Solution

The Integrated PowerStation can be ordered with many options including a complete turnkey solution that comes fully wired and assembled from Graco with either a Reactor E-30 or Reactor H-30 proportioner.



See brochure 350188 for more details

Reactor 2 Proportioner

- Plug and Play design allows standard Reactor 2 models to be used: E-30, E-XP2, H-30 and H-XP2

Optional Fuel Tank and Pallet

- Fuel tank and pallet are separate optional items to maximize your configurations

Distribution Panels

- Electric Panel has breaker space provided for 30+ amps auxiliary power at 240V
- Air Control Panel has AC on/off and controls air pressure for feed pumps, agitator and gun

Optional Reactor 2 Pallet

- Easily attaches to Integrated PowerStation pallet for maximum portability

Compact Design

- Self contained on a single pallet for easy setup and mobility
- Pallet designed for easy connection with Reactor and fuel tank pallets

Genset

- 33.6kW Tier 4 Final Diesel Engine
- Mecc Alte, 22kW alternator



► Integrated PowerStation Technical Information

The Graco Integrated PowerStation has your needs in mind. Compact, portable and easily configured to meet the demands of your business.



Configured options for your PowerStation

The PowerStation (IPS) can be configured with the proportioner and genset separated in the spray rig to provide layout and weight balancing options.

| DESCRIPTION | Integrated PowerStation Tier 4 Final, no air compressor | Integrated PowerStation Tier 4 Final, 20 cfm air compressor | Integrated PowerStation Tier 4 Final, 35 cfm air compressor |
|---------------------------------|--|--|--|
| IPS MODEL NUMBER | 979200 | 979201 | 979202 |
| TURNKEY SYSTEMS MODEL NUMBER | NA | NA | E-30 – 998010 E-30 PKG* – AH8010 H-30 – 998020 H-30 PKG* – AH8020 |
| ENGINE | Kohler KDI1903TCR, 33.6 kW | | |
| ALTERNATOR | Mecc Alte, 240V, 1-PH, 90A, 22 kVA | | |
| COMPRESSOR | Not Included | Hydrovane HV04: 20 cfm, 5HP | Hydrovane HR07: 35 cfm, 10HP |
| AIR DRYER | Not Included | Hankison HIT20: 22 cfm | Hankison HIT35: 35 cfm |
| AUXILIARY POWER | No Compressor, 4 kW boost heat: 36A @ 240V 20 or 35 cfm Air Compressor, 4 kW boost heat: 31.7A @ 240V <i>(Using 2 kW boost heat add 8.3A @ 240V)</i> | | |
| AIR CONTROLS | Not Included | Included | Included |
| PALLET SIZE | 46.75 x 37.5 x 58 in (W x L x H) | 46.75 x 37.5 x 58 in (W x L x H) | 46.75 x 37.5 x 58 in (W x L x H) |
| WEIGHT | 1690 lbs | 1820 lbs | 1900 lbs |
| FUEL CONSUMPTION | 25% Engine Load: 0.49 gal/hr 50% Engine Load: 0.97 gal/hr 75% Engine Load: 1.46 gal/hr 100% Engine Load: 1.94 gal/hr | | |
| FUEL TANK | Not Included (optional kit 24K390) | | |
| ELECTRICAL PANEL | Square D: QO Load Center | | |

*Turnkey package includes: Fusion AP gun, whip hose and 5 spray hoses (24Y240)

► Equipment for Spray Foam Applications



| | Air (A Series) | Electric (E Series) | | | Hydraulic (H Series) | | |
|-------------------------------|--|---|--|---|---|--|---|
| MODEL | A-25 | E-10 | E-20 | Reactor 2 E-30™ | Reactor 2 H-30™ | Reactor 2 H-40™ | Reactor 2 H-50™ |
| Max Working Pressure | 2000 psi (138 bar, 13.8 MPa) 28 scfm air consumption@100 psi | 2000 psi (138 bar, 13.8 MPa) | 2000 psi (138 bar, 13.8 MPa) | 2000 psi (138 bar, 13.8 MPa) | 2000 psi (138 bar, 13.8 MPa) | 2000 psi (138 bar, 13.8 MPa) | 2000 psi (138 bar, 13.8 MPa) |
| Min Working Pressure | N/A | N/A | N/A | N/A | 700 psi (48 bar, 4.8 MPa) | 600 psi (41 bar, 4.1 MPa) | 600 psi (41 bar, 4.1 MPa) |
| Max Hose Length | 210 ft (64 m) | 105 ft (32 m) | 210 ft (64 m) | 310 ft (94 m) | 310 ft (94 m) | 410 ft (125 m) | 410 ft (125 m) |
| Max Fluid Temp | 190°F (88°C) | 160°F (71°C) | 190°F (88°C) | 190°F (88°C) | 190°F (88°C) | 190°F (88°C) | 190°F (88°C) |
| Output | 25 lb (11.4 kg)/min | 12 lb (5.4 kg)/min | 20 lb (9 kg)/min | 30 lb (13.6 kg)/min | 28 lb (12.3 kg)/min | 45 lb (20 kg)/min | 52 lb (23.6 kg)/min |
| Weight | 250 lb (113 kg) | Heated: 160 lb (72 kg) Unheated: 150 lb (68 kg) | 342 lb (155 kg) | 355 lb (161 kg) | 10 kW: 530 lb (240 kg) 15 kW: 556 lb (252 kg) | 600 lb (272 kg) | 600 lb (272 kg) |
| Reactor App Compatible | No | No | Yes | Yes | Yes | Yes | Yes |
| Ordering Information | With 6.0 kW heater: 262614 *Amps 230V, 1-ph — 40A 230V, 3-ph — 32A 380V, 3-ph — 18.5A | With 1.7 kW heater: 120V, 2-cord 249570 With 2.0 kW heater: 240V, 2-cord 249571 240V, 1-cord 249572 Unheated ambient system: 120V 249576 240V 249577 | With 6.0 kW heater: 230V, 1-ph — 48A 259025 230V, 3-ph — 32A 259034 400V, 3-ph — 24A 259030 | With 10.2 kW heater: 272110 - Elite 272010 - standard With 15.3 kW heater: 272111 - Elite 272011 - standard *Amps 10kW: 230V, 1-ph — 78A 230V, 3-ph — 50A 400V, 3-ph — 34A 15kW: 230V, 1-ph — 100A 230V, 3-ph — 62A 400V, 3-ph — 35A | With 10.2 kW heater: 17H131 - Elite 17H031 - standard With 15.3 kW heater: 17H132 - Elite 17H032 - standard *Amps 10kW: 230V, 1-ph — 79A 230V, 3-ph — 46A 400V, 3-ph — 35A 15kW: 230V, 1-ph — 100A 230V, 3-ph — 59A 400V, 3-ph — 35A | With 15.3 kW heater: 230V, 3-ph — 71A 17H143 - Elite 17H043 - standard 400V, 3-ph — 41A 17H145 - Elite 17H045 - standard With 20.4 kW heater: 230V, 3-ph — 95A 17H144 - Elite 17H044 - standard 400V, 3-ph — 52A 17H146 - Elite 17H046 - standard | With 20.4 kW heater: 230V, 3-ph — 95A 17H153 - Elite 17H053 - standard 400V, 3-ph — 52A 17H156 - Elite 17H056 - standard |
| Packages | ‡ | ‡ | ‡ | ‡ Δ | ‡ Δ | ‡ Δ | ‡ Δ |
| Operation manual | 3A1569 | 311075 | 312065 | 333023 | 334945 | 334945 | 334945 |
| Repair manual | 3A1570 | 311075 | 312066 | 333024 | 334946 | 334946 | 334946 |

*Reactor systems can be wired for all voltages: 230V - 1ph; 230V - 3ph; 400V - 3ph

‡ Basic packages available

Δ Additional hose packages available

‡ **Basic Packages** – Most Reactor systems are available in a basic package, which includes: • System • Whip hose • Spray hose • Choice of gun Fusion® AP, PC, CS or Probler® P2
To order this package, replace the first two part numbers with the gun type. Fusion AP = AP; Fusion PC = FP; Fusion CS = CS; Probler P2 = P2 **For example:** System 272110 in a basic package with a Fusion AP gun, becomes part number AP2110

Δ **Additional Hose Pkgs** – Most Reactor systems are available in an additional hose pkg., which includes: • System • Whip hose • Multiple spray hoses • Choice of gun Fusion AP, PC, CS or Probler P2
To order this package, replace the first number with the gun type and the second number with "H" (for hose). Fusion AP = AH; Fusion PC = FH; Fusion CS = CH; Probler P2 = PH
For example: System 272110 in an additional hose package with a Fusion AP gun, becomes part number AH2110

► Equipment for Coatings Applications



| | Air (A Series) | Electric (E Series) | | | Hydraulic (H Series) | |
|-------------------------------|--|----------------------------------|---|---|---|---|
| MODEL | A-XP1 | E-10hp | E-XP1 | Reactor 2 E-XP2™ | Reactor 2 H-XP2™ | Reactor 2 H-XP3™ |
| Max Working Pressure | 3500 psi (240 bar, 24.0 MPa) | 2500 psi (172 bar, 17.2 MPa) | 2500 psi (172 bar, 17.2 MPa) | 3500 psi (240 bar, 24.0 MPa) | 3500 psi (240 bar, 24.0 MPa) | 3500 psi (240 bar, 24.0 MPa) |
| Min Working Pressure | N/A | N/A | N/A | N/A | 1200 psi (83 bar, 8.3 MPa) | 850 psi (59 bar, 5.9 MPa) |
| Max Hose Length | 210 ft (64 m) | 105 ft (32 m) | 210 ft (64 m) | 310 ft (94 m) | 310 ft (94 m) | 410 ft (125 m) |
| Max Fluid Temp | 170°F (77°C) | 170°F (77°C) | 190°F (88°C) | 190°F (88°C) | 190°F (88°C) | 190°F (88°C) |
| Output | 1.5 gal (5.7 L) / min | 1 gal (3.8 L) / min | 1 gal (3.8 L) / min | 2 gal (7.6 L) / min | 1.5 gal (5.7 L) / min | 2.8 gal (10.6 L) / min |
| Weight | 250 lb (114 kg) | 239 lb (108 kg) | 342 lb (155 kg) | 350 lb (159 kg) | 556 lb (252 kg) | 600 lb (272 kg) |
| Reactor App Compatible | No | No | Yes | Yes | Yes | Yes |
| Ordering Information | 24Y165 230V, 1-ph — 56A 230V, 3-ph — 46A 380V, 3-ph — 26A | 120V 24T100 230V 24T900 | With 10.2 kW heater: 230V, 1-ph — 69A 259024 230V, 3-ph — 43A 259033 400V, 3-ph — 24A 259029 | With 15.3 kW heater: 272112 - Elite 272012 - standard *Amps 230V, 1-ph — 100A 230V, 3-ph — 59A 400V, 3-ph — 35A | With 15.3 kW heater: 17H162 - Elite 17H062 - standard *Amps 230V, 1-ph — 100A 230V, 3-ph — 59A 400V, 3-ph — 35A | With 20.4 kW heater: 230V, 3-ph — 95A 17H174 - Elite 17H074 - standard 400V, 3-ph — 52A 17H176 - Elite 17H076 - standard |
| Packages | ‡ | ‡ | ‡ | ‡ Δ | ‡ Δ | ‡ Δ |
| Operation manual | 3A1569 | 332144 | 312065 | 333023 | 334945 | 334945 |
| Repair manual | 3A1570 | 332144 | 312066 | 333024 | 334946 | 334946 |

*Reactor systems can be wired for all voltages: 230V - 1ph; 230V - 3ph; 400V - 3ph

‡ Basic packages available

Δ Additional hose packages available

‡ **Basic Pkgs** – Most Reactor systems are available in a basic package, which includes: • System • Whip hose • Spray hose • Choice of gun Fusion AP, PC or Probler P2

To order this package, replace the first two part numbers with the gun type. Fusion AP = AP; Fusion PC = FP; Probler P2 = P2 **For example:** System 272110 in a basic package with a Fusion AP gun, becomes part number AP2110

Δ **Additional Hose Pkgs** – Most Reactor systems are available in an additional hose pkg., which includes: • System • Whip hose • Multiple spray hoses • Choice of gun Fusion AP, PC or Probler P2

To order this package, replace the first number with the gun type and the second number with "H" (for hose). Fusion AP = AH; Fusion PC = FH; Probler P2 = PH **For example:** System 272112 in an additional hose package with a Fusion AP gun, becomes part number AH2112



GRACO HEADQUARTERS

WORLDWIDE HEADQUARTERS

Graco Inc.
88 -11th Avenue N.E.
Minneapolis, MN 55413
Tel: 612-623-6000



Graco Has You Covered

Facilities Worldwide for Global Support




Quality First

At Graco we pride ourselves on providing best-in-class products. Engineered solutions are manufactured in our own facilities, with the highest standards in the industry. We provide you with world-class customer support and expertise to help solve your application challenges.



Global Reach

Graco has facilities across the globe to provide you with the products and service you need, where you live. Plus, Graco has dedicated field experts in all areas of the world to support the products we sell.



Product Capabilities

Graco has a broad range of products that are engineered and tested to perform in the harshest environments so you can be certain your equipment is protected and working at peak performance.

→ **Contact us today!**